



JUNIOR SAILOR

TIME CAPSULES

Imagine a treasure chest filled with cool stuff from today, hidden away for someone to find in the future! That's kind of like a time capsule. It's a special box we fill with things that tell the story of what life is like right now.

We put things in the capsule that show what we like to do, what kind of clothes we wear, and even what toys we play with. It's like a message in a bottle, but instead of the ocean, we send it through time!

Why do we do this? Because people in the future might wonder what our lives were like. They can open the time capsule and see the things we put inside, just like we might open an old toy box and learn about the past! It's a fun way to share our world with people who will live long after us.

Did you know the Naval War College Museum has a time capsule buried on the front lawn? Buried in 1924 by the Commander of Naval Station Newport, it contains a phonebook, photographs, newspapers, coins, stamps, and letters from the Mayor of Newport!



Underneath the Settlers Stone on the museum lawn is the time capsule



**NAVAL WAR
COLLEGE
MUSEUM**



FAMOUS TIME CAPSULES

Westinghouse Time Capsules


year buried: 1939 and 1965

dig up year: 6939

Buried deep in a park in New York City are two metal tubes filled with toys, gadgets, messages from scientists, and explanations of how to speak English! Back in 1939, a company named Westinghouse hid a time capsule for the future. In 1965, they added another! These won't be opened until 6939! What will future kids think of our comic books and hopscotch instructions hidden inside? A cool surprise from the past!



Preparing to bury a treasure chest for people to discover in 5,000 years!



**NAVAL WAR
COLLEGE
MUSEUM**



FAMOUS TIME CAPSULES

Polish Polar Time Capsule


year buried: 2017

dig up year: designed to last 500,000 years!

Buried near the North Pole is a Polish time capsule, like a secret message for future explorers! In 2017, scientists filled it with cool stuff - tiny rocks, a cell phone, a credit card, a watch, sand from Africa containing diamond particles, even a meteorite from outer space! When someone digs it up (maybe using robots?!), they'll learn about our world way back when!



Items buried in the Polish Polar Time Capsule



**NAVAL WAR
COLLEGE
MUSEUM**



TIME CAPSULES

Materials:

- **Sturdy containers (shoeboxes, plastic containers, metal tins)**
- **Markers, crayons, stickers, construction paper**
- **Paper, pens/pencils**
- **Small items representing current interests (toys, small pictures, movie tickets, etc.)**
- **Ziploc bags (optional, for moisture sensitive items)**

STEP 1: Create the time capsule

Choose your time capsule container - one that will last a long time!

Decorate and label your time capsule with your name.


STEP 2: Identify the contents

Pick what you will put in your time capsule. Choose items that tell about your life. What are you favorite things? What kinds of things do you do each day? Write letters to the people of the future (or to yourself in the future)!

STEP 3: Record the contents and seal the time capsule

Make an inventory of the items and record the location where you will bury it. Ask an adult for help choosing the best place to put it.

To learn more about how to create and care for time capsules, visit the Smithsonian's Museum Conservation Institute at: <https://mci.si.edu/time-capsules>



**NAVAL WAR
COLLEGE
MUSEUM**